



MHS Advanced Placement Program

Montclair Board of Education meeting
December 15, 2014



Overview

- AP course offerings
- Students not taking AP exams
- Performance of students taking AP exams
- Enrollment barriers
- Process, guidance, and opportunity
- Comparisons



What is Advanced Placement?

- College-level courses
- Majority of Juniors & Seniors enroll
- Curriculum is set by College Board
- Exams are offered annually in May

AP Courses

College Board

35 Courses:

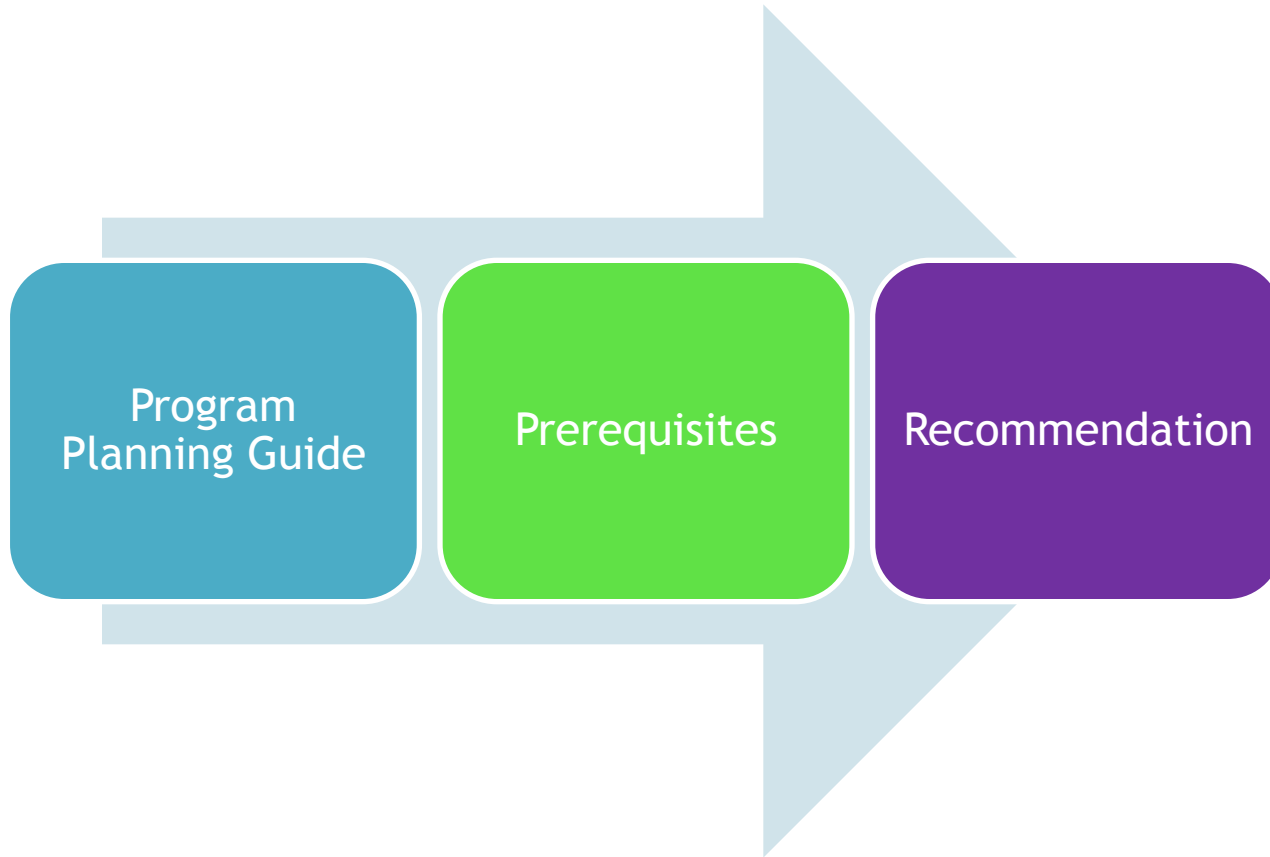
- 5 in the Arts
- 2 in ELA
- 4 in Mathematics
- 7 in Science
- 9 in Social Studies
- 8 in Language

MHS (2014-15)

26 Courses:

- 5 in the Arts
- 2 in ELA
- 4 in Mathematics
- 6 in Science
- 4 in Social Studies
- 5 in Language

Student Enrollment Opportunity





Barriers to Participation of Students with Special Needs

From the MHS Program Planning Guide:

“Parents may change a recommended level, but you are strongly encouraged to consult with teachers and your child’s guidance counselor before the deadline to make sure that you and your child understand the expectations involved.”



Increasing Awareness

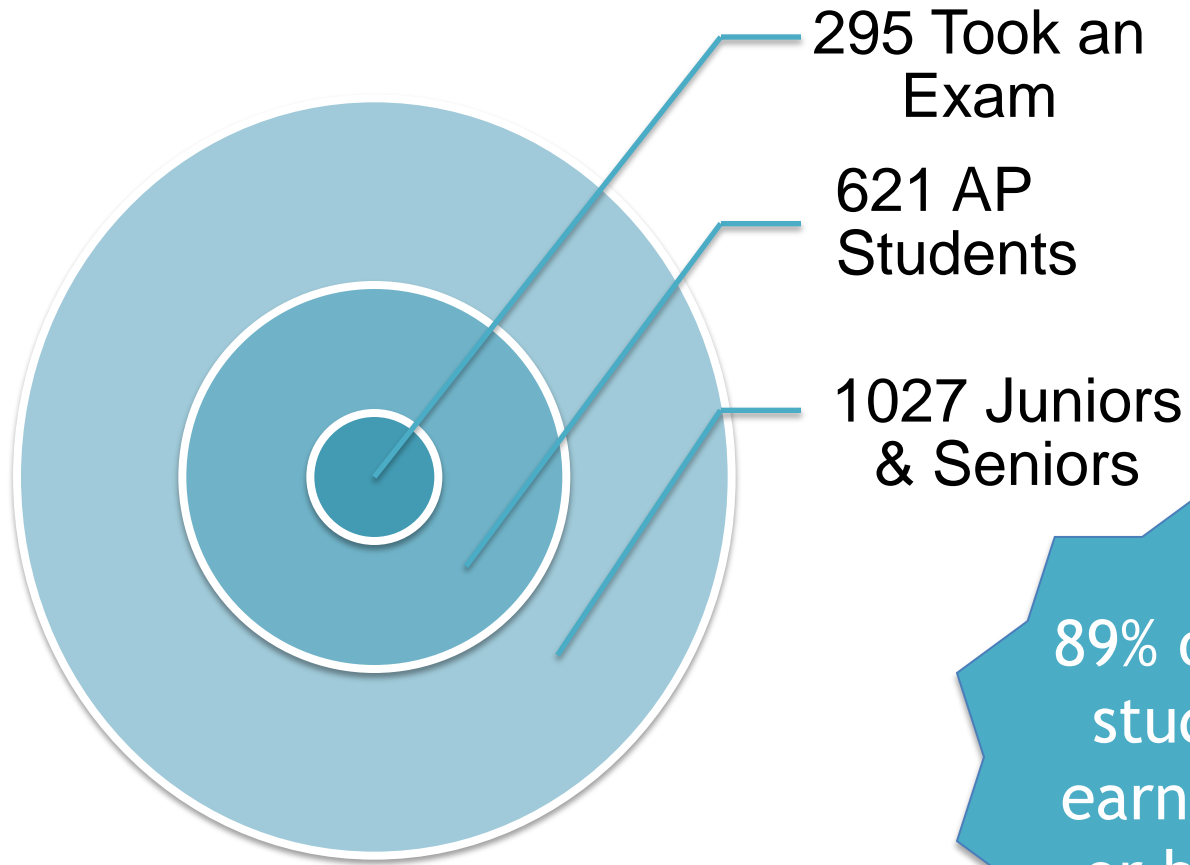
- Program Planning Guide
- AP Night - February 19th
- AP Potential Program




Exams

- Optional
- \$91 per exam
- Reduced fee for eligible students
- Colleges may accept scores of 3 and above for college credit

2013-2014 Exam Participants



89% of MHS students earned a 3 or better



Why Students Don't Take AP Exams

Anecdotal Evidence:

- *Some colleges don't accept AP scores at all*
- *Some colleges don't accept scores from certain AP courses*
- *AP Exams are costly; Students take multiple courses*
- *Students not looking for college credit in major course of study*

Questions to Other Districts

Question Posed	Schools
Are your students required to take the AP exams if they take the course?	3 of 5
Does your board of education pay for the exam for students?	None

School Performance Report Comparison

2012-13 Percent of Students Taking	School	Peer Avg.	State Avg.
One or More Course	56.6%	29.7%	32.8%
One or More Test	28.7%	22.0%	26.8%
At least one AP or IB Test in English, Math, Social Studies or Science	24.4%	17.1%	18.9%

**2013-14 School Performance Reports have not yet been released



MHS Advanced Placement Program

Montclair Board of Education meeting
December 15, 2014

APPENDIX A: AP Courses & MHS Course Offerings

College Board Offers	Local Course Code	MHS Offers	# Sections 2014-15
AP Art History	014	AP Art History	1
AP Music Theory	507	Music Theory AP	2
AP Studio Art: 2-D Design	016	AP Studio Art	1
AP Studio Art: 3-D Design			
AP Studio Art: Drawing			
AP English Language & Composition	153	ENG LG AP	2
AP English Literature & Composition	153A	ENG 12 AP	6
AP Comparative Government & Politics	-	-	-
AP European History	744	MOD EU HIST AP	2
AP Human Geography	-	-	-
AP Macroeconomics	-	-	-
AP Microeconomics	-	-	-
AP Psychology	-	-	-
AP United States Government & Politics	769	GOV POL AP	2
AP United States History	713	US HIS I AP	4
	714	US HIS II AP	4
	755AP	US HIST I AP (CSJ)	3
	756AP	US HIST II AP (CSJ)	3
	765	US HIST I AP (CGI)	4
	767	US HIST II AP (CGI)	4
AP World History	752	WORLD HIST AP	3
AP Calculus AB	426	AP CALC AB	2
AP Calculus BC	428	AP CALC BC	2
AP Computer Science A	406	AP COMPUTER SCI	1
AP Statistics	480	AP STAT	2
AP Biology	605	AP Biology	2
AP Chemistry	609	AP Chemistry	1
AP Environmental Science	635	AP Env Science	2
AP Physics 1 (replaces Physics B)	617	AP Phys B	3
AP Physics 2	Will be offered in 2015-16 to students who complete AP Physics 1		
AP Physics C: Electricity & Magnetism	618	AP Physics C PT 2	1
AP Physics C: Mechanics	619	AP Physics C PT 1	2
AP Chinese Language & Culture	275	Mandarin V AP	1
AP French Language & Culture	209	French V AP	1
AP German Language & Culture	-	-	-
AP Italian Language & Culture	-	-	-
AP Japanese Language & Culture	-	-	-
AP Latin	247	LAT V AP VERGIL	1
AP Spanish Language & Culture	273	SPAN V AP	2
AP Spanish Literature & Culture	277	SPAN LIT AP	2

APPENDIX B: MHS Program Planning Guide

VII THE ACHIEVEMENT LEVELS

Many courses are offered at multiple levels. Your child's current teacher is your best guide to which academic level to choose (academic, honors, high honors or AP) in particular courses. **It is also important to pay particular attention to any prerequisites for a course under consideration.** Parents may change a recommended level, but you are strongly encouraged to consult with teachers and your child's guidance counselor before the deadline to make sure that you and your child understand the expectations involved.

Once the next school year begins, students are asked to make an honest attempt to do well in their selected courses. It takes work over a substantial period before it becomes evident that a student can or cannot meet the requirements of a particular course. If, with time, a student perceives that the selected course is far too easy or far too difficult, the counseling staff urges the parent and student to get in touch with the appropriate counselor in order to explore together the possibility of other group assignments. Requests for course changes must follow the established procedure, which includes written parental permission, counselor approval, teacher input and administrator approval. Keep in mind that changing a section in one course may require shuffling all courses.

THE ACHIEVEMENT GROUPS ARE:

ACADEMIC (A) - These classes are for students with achievement test scores generally between the 30th and 70th percentile. Classroom work depends upon outside preparation each day with class reinforcement. These classes will afford students a solid foundation to build upon as they move through their high school experience.

HONORS (H)-These classes are for students of high academic achievement. Students recommended to these classes typically have high grades and high scores on standardized assessments usually above the 70th percentile. Classroom instruction assumes that all students have the skills and motivation enabling them to do special reports and projects, etc., in addition to mastering the regular basic test and materials.

ADVANCED PLACEMENT (AP) AND HIGH HONORS – Students recommended to these classes typically have high grades and very high-test scores – usually above 95th percentile on appropriate standardized achievement tests. These students have also demonstrated a great interest in the subject with skills commensurate with enthusiastic independent work and exploration.

High Honors and AP courses are equally rigorous. A course carries the AP designation if its course content corresponds to the content of an AP test offered by the College Board. Some colleges award college credit and higher placement to students who score well on the AP test.

APPENDIX C: MHS Peer Schools

SCHOOL PEER GROUP		Montclair High School	13-3310-050				
<p>This table presents the list of peer schools in alphabetical order by county name that was created specifically for this school (highlighted in yellow). Peer schools are drawn from across the state and represent schools that have similar grade configurations and that are educating students of similar demographic characteristics, as measured by enrollment in Free/Reduced Lunch Programs, Limited English Proficiency or Special Education Programs.</p>							
<u>COUNTY NAME</u>	<u>DISTRICT NAME</u>	<u>SCHOOL NAME</u>	<u>CDS CODE</u>	<u>GRAD ESPAN</u>	<u>FRPL</u>	<u>LEP</u>	<u>SpED</u>
BERGEN	HASBROUCK HEIGHTS BORO	HASBROUCK HEIGHTS HIGH SCHOOL	03-2080-050	09-12	15.2%	0.4%	11.8%
BURLINGTON	LENAPE REGIONAL	LENAPE HIGH SCHOOL	05-2610-050	09-12	14.6%	0.4%	13.1%
CAMDEN	BLACK HORSE PIKE REGIONAL	TIMBER CREEK REGIONAL HIGH SCHOOL	07-0390-030	09-12	27.0%	0.0%	11.9%
CAMDEN	HADDON TWP	HADDON TOWNSHIP HIGH SCHOOL	07-1890-050	09-12	14.1%	0.8%	14.6%
CAPE MAY	OCEAN CITY	OCEAN CITY HIGH SCHOOL	09-3780-050	09-12	18.0%	0.1%	13.2%
ESSEX	MONTCLAIR TOWN	MONTCLAIR HIGH SCHOOL	13-3310-050	09-12	20.1%	0.3%	16.6%
ESSEX	NUTLEY TOWN	NUTLEY HIGH SCHOOL	13-3750-050	09-12	10.7%	1.4%	14.0%
GLOUCESTER	KINGSWAY REGIONAL	KINGSWAY REGIONAL HIGH SCHOOL	15-2440-050	09-12	15.7%	0.4%	13.0%
MIDDLESEX	SOUTH BRUNSWICK TWP	SOUTH BRUNSWICK HIGH SCHOOL	23-4860-050	09-12	10.7%	0.7%	11.4%
MIDDLESEX	SPOTSWOOD BORO	SPOTSWOOD HIGH SCHOOL	23-4970-040	09-12	14.9%	0.5%	12.8%
MONMOUTH	FREEHOLD REGIONAL	FREEHOLD BOROUGH HIGH SCHOOL	25-1650-050	09-12	21.6%	0.4%	15.1%
MONMOUTH	MIDDLETOWN TWP	MIDDLETOWN HIGH SCHOOL NORTH	25-3160-050	09-12	16.8%	0.4%	14.6%
MONMOUTH	MONMOUTH REGIONAL	MONMOUTH REGIONAL HIGH SCHOOL	25-3270-050	09-12	11.8%	1.4%	14.5%
MORRIS	BUTLER BORO	BUTLER HIGH SCHOOL	27-0630-020	09-12	15.0%	1.0%	18.5%
MORRIS	MORRIS HILLS REGIONAL	MORRIS HILLS HIGH SCHOOL	27-3370-050	09-12	12.9%	1.3%	16.0%
MORRIS	MOUNT OLIVE TWP	MOUNT OLIVE HIGH SCHOOL	27-3450-010	09-12	13.4%	0.7%	15.9%
OCEAN	BRICK TWP	BRICK TOWNSHIP MEMORIAL HIGH SCHOOL	29-0530-025	09-12	20.0%	0.0%	17.1%
OCEAN	LACEY TWP	LACEY TOWNSHIP HIGH SCHOOL	29-2480-020	09-12	20.0%	0.0%	15.7%
OCEAN	SOUTHERN REGIONAL	SOUTHERN REGIONAL HIGH SCHOOL	29-4950-050	09-12	21.7%	0.3%	16.1%
OCEAN	TOMS RIVER REGIONAL	TOMS RIVER HIGH SCHOOL EAST	29-5190-030	09-12	16.2%	0.5%	11.4%
OCEAN	TOMS RIVER REGIONAL	TOMS RIVER HIGH SCHOOL NORTH	29-5190-040	09-12	18.0%	0.5%	10.1%
OCEAN	TOMS RIVER REGIONAL	TOMS RIVER HIGH SCHOOL SOUTH	29-5190-050	09-12	19.8%	0.5%	12.8%
PASSAIC	HAWTHORNE BORO	HAWTHORNE HIGH SCHOOL	31-2100-050	09-12	24.9%	0.0%	19.5%
SALEM	PENNSVILLE	PENNSVILLE MEMORIAL HIGH SCHOOL	33-4075-050	09-12	22.5%	0.4%	15.6%
SALEM	PITTSBORO TWP	ARTHUR P SCHALICK HIGH SCHOOL	33-4150-040	09-12	27.6%	0.0%	9.9%
SALEM	WOODSTOWN-PILESBORO REG	WOODSTOWN HIGH SCHOOL	33-5910-050	09-12	20.3%	0.4%	10.6%
SUSSEX	HOPATCONG	HOPATCONG HIGH SCHOOL	37-2240-030	09-12	25.1%	0.2%	21.9%
SUSSEX	VERNON TWP	VERNON TOWNSHIP HIGH SCHOOL	37-5360-020	09-12	15.1%	0.3%	16.0%
SUSSEX	WALLKILL VALLEY REGIONAL	WALLKILL VALLEY REGIONAL HIGH SCHOOL	37-5435-060	09-12	18.3%	0.1%	18.4%
UNION	KENILWORTH BORO	DAVID BREARLEY MIDDLE/HIGH SCHOOL	39-2420-010	07-12	20.1%	0.7%	11.2%
WARREN	WARREN HILLS REGIONAL	WARREN HILLS REGIONAL SCHOOL DISTRICT	41-5465-050	09-12	17.1%	0.4%	14.4%